















Annex Adjacent Level System Set Screws

Item Code	Item Name	GTIN #	Barcode	Lot	Qty
11-5002	Locking Screw	10840642102666			

Annex Adjacent Level System Rods

Item Code	Item Name	GTIN #	Barcode	Lot	Qty
11-5040	Implant, Full Jog, Straight, 5.5 mm x 40 mm	10840642102673			
11-5041	Implant, Half Jog, Straight, 5.5 mm x 40 mm	10840642102680			
11-5042	Implant, No Jog, Straight, 5.5 mm x 40 mm	10840642102697			
11-5045	Implant, Full Jog, Straight, 5.5 mm x 45 mm	10840642102703			
11-5046	Implant, Half Jog, Straight, 5.5 mm x 45 mm	10840642102710			
11-5047	Implant, No Jog, Straight, 5.5 mm x 45 mm	10840642102727			
11-5050	Implant, Full Jog, Straight, 5.5 mm x 50 mm	10840642102734			
11-5051	Implant, Half Jog, Straight, 5.5 mm x 50 mm	10840642102741			
11-5052	Implant, No Jog, Straight, 5.5 mm x 50 mm	10840642102758			
11-5120	Implant, Full Jog, Straight, 5.5 mm x 120 mm	10840642102765			
11-5121	Implant, Half Jog, Straight, 5.5 mm x 120 mm	10840642102772			
11-5122	Implant, No Jog, Straight, 5.5 mm x 120 mm	10840642102789			
11-5200	Implant, Full Jog, Straight, 5.5 mm x 200 mm	10840642102796			
11-5201	Implant, Half Jog, Straight, 5.5 mm x 200 mm	10840642102802			
11-5202	Implant, No Jog, Straight, 5.5 mm x 200 mm	10840642102819	